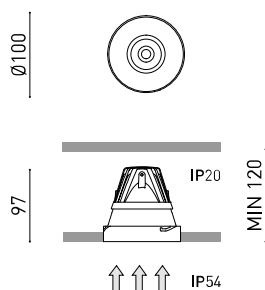




### Dimensions



### Accessories



DRIVER OPTIONS

TRIMLESS TOOL

### PRODUCT

Name	BUDDY L TRIMLESS DIM TO WARM N
Reference	A5681239N
Colour	Matt black
RAL	9005
Category	CEILING RECESSED

### LIGHT SOURCE

Type	LED
Gross luminous flux	1280 lm
Colour temperature	Dim to warm 3000 - 1800 K
Chromatic stability	MacAdam Step 3
Colour Rendering Index	CRI>90
Power	11,6 W
Efficacy	110 lm/W
LED lifespan	L80B10 >55.000h

### LIGHTING FIXTURE | PHOTOMETRIC DATA

Lighting efficiency	74%
Light beam angle	56°

### LIGHTING FIXTURE | ELECTRICAL DATA

Driver	Excluded
Dimming	DALI / Casambi / Phase Cut
Electrical insulation class	II

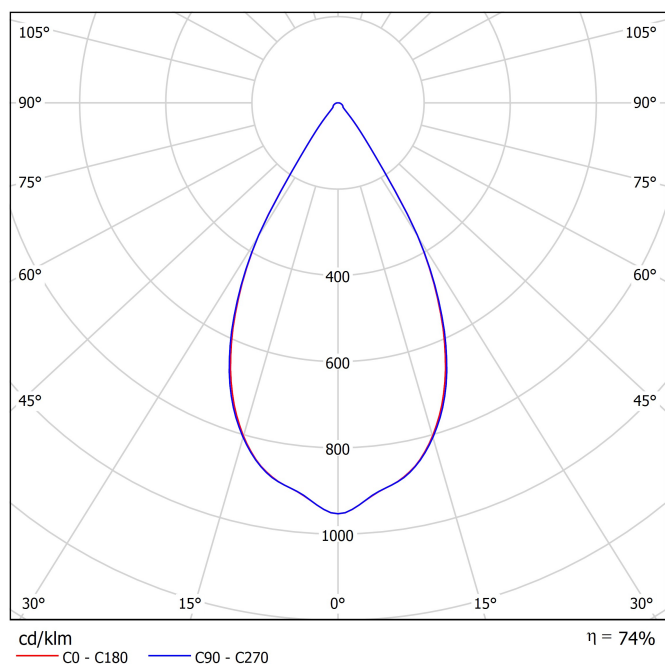
### OTHER DATA

Sealing	IP54
Wireless control	Please Consult
Recess measurements	Ø105 mm
Weight	230 g
Packaged weight	351 g
Packaging dimensions	190 x 142 x 114 mm
Units per package	1
Materials	Aluminium / Polycarbonate / Polymethyl Methacrylate

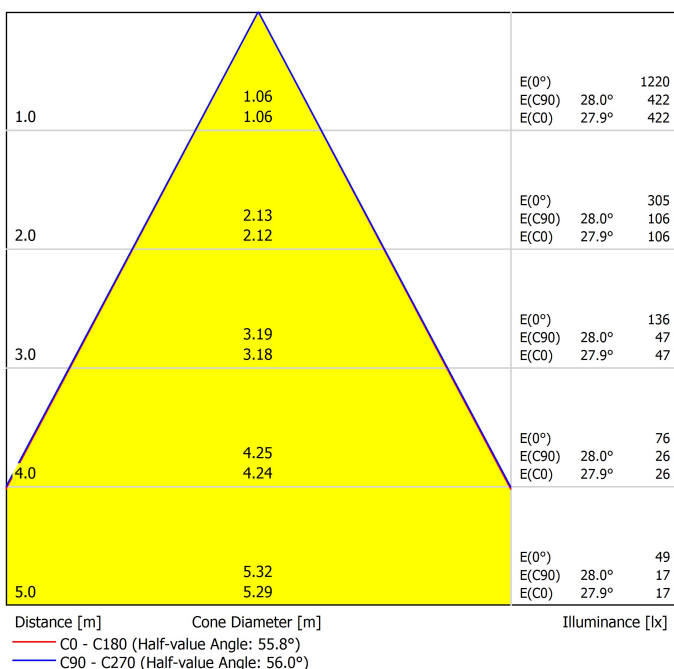


The sophistication of recessed lighting. Buddy is here to maximise the luminous performance of the classic recessed luminaire. It emerges with a solid and purposeful design, greater energy savings and excellent visual comfort. The product family comes in several versions with four opening angles -flood, medium, spot and super spot-. The dim to warm technology enables Buddy to facilitate comfort to the space by dimming the intensity and colour temperature. Furthermore, with the tunable White feature it can be controlled independently. Its four versions per position demonstrate its versatility: recessed, trimless, tilt and the tilt trimless version, which maintains its light output at all opening angles.

## Polar diagram

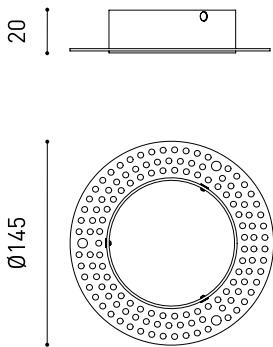


## Conical diagram



## UGR

Glare Evaluation According to UGR												
ρ Ceiling	70	70	50	50	30	70	70	50	50	30	70	70
ρ Walls	50	30	50	30	30	50	30	50	30	30	50	30
ρ Floor	20	20	20	20	20	20	20	20	20	20	20	20
Room Size X Y		Viewing direction at right angles to lamp axis					Viewing direction parallel to lamp axis					
2H	2H	9.9	10.6	10.1	10.8	11.0	9.9	10.6	10.2	10.8	11.0	
	3H	12.0	12.7	12.3	12.9	13.1	12.0	12.7	12.3	12.9	13.1	
	4H	12.9	13.5	13.2	13.8	14.0	12.9	13.5	13.2	13.8	14.0	
	6H	13.7	14.3	14.0	14.6	14.8	13.7	14.3	14.0	14.6	14.8	
	8H	14.1	14.6	14.4	14.9	15.2	14.1	14.6	14.4	14.9	15.2	
4H	12H	14.4	15.0	14.8	15.3	15.6	14.5	15.0	14.8	15.3	15.6	
	2H	10.6	11.2	10.9	11.5	11.7	10.6	11.2	10.9	11.5	11.7	
	3H	12.9	13.4	13.3	13.7	14.1	12.9	13.5	13.3	13.8	14.1	
	4H	14.0	14.4	14.4	14.8	15.1	14.0	14.4	14.4	14.8	15.1	
	6H	15.0	15.3	15.4	15.7	16.1	15.0	15.3	15.4	15.7	16.1	
8H	8H	15.4	15.7	15.8	16.1	16.5	15.4	15.7	15.8	16.1	16.5	
	12H	15.9	16.1	16.3	16.5	17.0	15.9	16.1	16.3	16.5	17.0	
	4H	14.4	14.7	14.8	15.1	15.5	14.4	14.7	14.8	15.1	15.5	
	6H	15.6	15.8	16.0	16.2	16.7	15.6	15.8	16.0	16.2	16.7	
	8H	16.1	16.3	16.6	16.8	17.3	16.1	16.3	16.6	16.8	17.3	
12H	12H	16.7	16.9	17.2	17.4	17.9	16.7	16.9	17.2	17.4	17.9	
	4H	14.5	14.7	14.9	15.1	15.6	14.5	14.7	14.9	15.1	15.6	
	6H	15.7	15.9	16.1	16.3	16.8	15.7	15.9	16.1	16.3	16.8	
	8H	16.3	16.5	16.8	17.0	17.5	16.3	16.5	16.8	17.0	17.5	
Variation of the observer position for the luminaire distances S												
S = 1.0H		+3.2 / -1.3					+3.2 / -1.3					
S = 1.5H		+5.5 / -1.5					+5.5 / -1.5					
S = 2.0H		+7.4 / -1.8					+7.3 / -1.8					
Standard table		BK04					BK04					
Correction Summand		-1.9					-1.9					
Corrected Glare Indices referring to 1280lm Total Luminous Flux												















PRODUCT	
Model	BUDDY L Trimless Accessory
Reference	A568-10-90
Material	Iron
Coating	Zinc plated
Category	Accessories

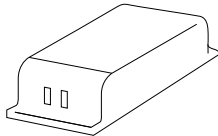
MANDATORY FOR INSTALLATION



Ø105



DRIVER OPTIONS			P	I	CCT	Flux
BUDDY L 1	 NO DIM	0433-01-37	8,1W	250mA	2700K	1500lm
					3000K	1560lm
					3500K	1600lm
					4000K	1600lm
BUDDY L 2	 NO DIM	0433-00-21	11,5W	350mA	2700K	2010lm
	 DALI	0433-01-40			3000K	2090lm
	 CASAMBI	0433-01-43			3500K	2120lm
	 PHASE CUT	0433-01-39			4000K	2120lm
BUDDY L Super Spot	 NO DIM	0433-01-38	11,6W	650mA	2700K	1430lm
	 DALI	0433-01-41			3000K	1510lm
	 CASAMBI	0434-01-98			3500K	1570lm
					4000K	1610lm
BUDDY L Tunable White	 DALI	0433-01-42	11,6W	350mA	1800-4000K	1270lm
					2700-5000K	1630lm
BUDDY L Dim to Warm	 DALI	0433-01-40	11,6W	350mA	1800-3000K	1280lm
	 CASAMBI	0433-01-43				
	 PHASE CUT	0433-01-39				
220 240 V~			48V Please Consult			



DRIVER

0433-01-39	DRIVER LED 18W PH.CUT CONFIG.350mA
------------	------------------------------------

PHASE CUT DIMMERS TESTED FOR COMPATIBILITY:

Brand / Manufacturer	Model number	Dimming Type
Busch	2247U	Leading edge
Busch	6523 U	Leading edge
Legrand	Cat 400T	Trailing edge
Legrand	6708300%	Trailing edge
Legrand	77006200%	Trailing edge
NIKO	310-01900	Trailing edge
NIKO	310-02700	Trailing edge
NIKO	310-02800	Trailing edge
OSRAM	MCU Te250	Trailing edge
Siemens	5TC8 284	Trailing edge
Diginet	MEDM/LED Smart phase (DGLCDM400)	Trailing edge
Clipsal	32ELED	Trailing edge
Hager B&R	WBMD400LED	Trailing edge
V-PRO	250W MAX. GLS	Trailing edge
SG	LEDDIM 400	Trailing edge
ELKO	316 GLED	Leading edge
Hamilton	LEDIT-B100	Trailing edge
VLTIMATE	GU6012L	Trailing edge
SHUTTLE	SDIM-T-LED500W	Leading edge
RADIANT	LEDDIMO4-500W	Trailing edge
GIRA	238500%	Trailing /Leading edge
JUNG	122400%	Trailing /Leading edge

THE PARTICULAR CONDITIONS OF EACH INSTALLATION AND THE SPECIFICATIONS AND CONDITIONS OF USE OF EACH REGULATOR, MAY DIFFER FROM THOSE CONSIDERED IN THE COMPATIBILITY TESTING, AND AFFECT ITS PERFORMANCE IN SAID INSTALLATION.

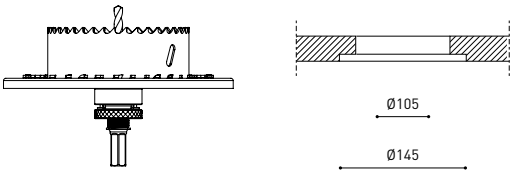
FOR MORE INFO, PLEASE CONSULT



INSTALLATION GUIDE  
[https://youtu.be/sa\\_xAgj4ji4](https://youtu.be/sa_xAgj4ji4)



PRODUCT	
Model	Trimless Tool D105 X D145 MM
Reference	A478-00-06
Category	Accessories





Fuente de luz (LED) reemplazable por un profesional autorizado

Replaceable (LED only) light source by an authorized professional.

Source lumineuse (LED) remplaçable par un professionnel agréé

Sorgente luminosa (LED) sostituibile da parte di un professionista autorizzato

Austauschbare (LED) Lichtquelle durch einen autorisierten Fachmann



Equipo de control reemplazable por un profesional autorizado

Replaceable control gear by an authorized professional

Dispositif de commande remplaçable par un professionnel agréé

Alimentatore sostituibile da parte di un professionista autorizzato

Auswechselbares Betriebsgerät durch autorisierten Fachmann

## Instrucciones para el final de vida y la eliminación de los componentes:

### Instructions on end-of-life and component disposal:

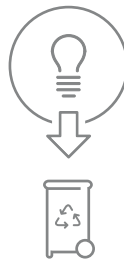
### Instructions pour la gestion des composants en fin de vie et leur mise au rebut :

### Istruzioni per il fine vita e lo smaltimento dei componenti:

### Anweisungen zur entsorgung der Leuchtenkomponenten:



Interrumpir la alimentación del aparato  
Cut the power supply to the luminaire  
Couper l'alimentation du luminaire  
Interrompere l'alimentazione dell'apparecchio  
Stromversorgung der Leuchte unterbrechen



Quitar la(s) fuente(s) de luz para el desecho  
Remove light source(s) for disposal  
Retirer la (les) source(s) lumineuse(s) pour l'élimination  
Rimuovere la/le sorgente/e di luce per lo smaltimento  
Lichtquelle(n) zur Entsorgung entfernen



Quitar la batería para el desecho  
Remove the battery for decommissioning  
Retirer la batterie pour sa mise au rebut  
Rimuovere la batteria per la dismissione  
Die Batterie ordnungsgemäß entsorgen



Quitar el equipo de control para el desecho  
Remove control gear for disposal  
Retirer le dispositif de commande pour l'élimination  
Rimuovere l'alimentatore per lo smaltimento  
Betriebsgerät zur Entsorgung ausbauen

Enviar los materiales a un centro de recogida RAEE  
Send the materials to a WEEE collection centre  
Envoyer les matériaux dans une déchetterie DEEE  
Inviare i materiali ad un centro di raccolta RAEE  
Die Materialien in einem WEEE-Zentrum entsorgen

